


Wildcat Code of Conduct 2022-2023

ROAR Expectations



What do the
letters in the
acronym
“ROAR”
stand for?




ROAR
stands
for...

- **R**espectful
- **O**rganized
- **A**ccountable
- **R**eliable

ROAR

- ROAR is Aragon Middle School's non-negotiable expectations.
- It is the Wildcat Way!
- The matrix is your guide to good decision making.

The Matrix

		DEFINITION	Classrooms	Hallway/ Rotunda	Cafeteria	Computer Lab Library	Restroom	Special Events	Bus
		EXPECTATIONS	R Respectful	Positive treatment of people and property	<ul style="list-style-type: none"> ➤ Raise hand/wait for acknowledgement before speaking ➤ Use positive and appropriate language ➤ Encourage others 	<ul style="list-style-type: none"> ➤ Keep hands, feet and objects to yourself ➤ Follow and accept adult instructions ➤ Use appropriate voice, volume and language 	<ul style="list-style-type: none"> ➤ Keep your place in line ➤ Follow adult directions without argument ➤ Be polite by saying please and thank you 	<ul style="list-style-type: none"> ➤ Treat all property with care ➤ Use quiet voices ➤ Follow directions 	<ul style="list-style-type: none"> ➤ Keep walls and stalls clean ➤ Wait patiently ➤ Respect others' privacy
O Organized	Efficient personal management of time, space and supplies		<ul style="list-style-type: none"> ➤ Use Planner effectively ➤ Be on time, ready to learn with supplies ➤ Keep yourself and all belongings within your personal space 	<ul style="list-style-type: none"> ➤ Keep to the right ➤ Maintain traffic flow ➤ Use passing period efficiently 	<ul style="list-style-type: none"> ➤ Know your lunch number/have money ready ➤ Appropriate use of food and utensils 	<ul style="list-style-type: none"> ➤ Remain on task ➤ Keep personal items in designated area ➤ Remember your username and password 	<ul style="list-style-type: none"> ➤ Dispose of trash properly ➤ Get in, get it done, return to class promptly ➤ Use restroom in between classes 	<ul style="list-style-type: none"> ➤ Arrive and leave in an orderly and timely manner ➤ Keep it clean 	<ul style="list-style-type: none"> ➤ Keep yourself and all belongings within your personal space ➤ Enter and exit the bus promptly
A Accountable	Personal integrity for your actions and attitude		<ul style="list-style-type: none"> ➤ Be responsible for actions and outcomes ➤ Comply with "Code of Conduct"/Dress Code 	<ul style="list-style-type: none"> ➤ Walk ➤ Keep it clean ➤ Be polite and helpful ➤ Follow locker policy 	<ul style="list-style-type: none"> ➤ Arrive on time ➤ Walk at all times ➤ Use proper manners 	<ul style="list-style-type: none"> ➤ Complete assignments in timely manner ➤ Return borrowed items ➤ Follow "Acceptable Use" policy 	<ul style="list-style-type: none"> ➤ Flush when finished ➤ Wash your hands 	<ul style="list-style-type: none"> ➤ Adhere to dress code while showing school spirit ➤ Maintain appropriate and positive interactions with all participants 	<ul style="list-style-type: none"> ➤ Know your bus number and the location ➤ Maintain safety by following the bus rules ➤ Follow driver's directions
R Reliable	Dependable and trustworthy		<ul style="list-style-type: none"> ➤ Follow through with assigned task(s) in a timely manner ➤ Report safety issues 	<ul style="list-style-type: none"> ➤ Arrive to destination in a timely manner, ready to learn ➤ Report safety issues 	<ul style="list-style-type: none"> ➤ Keep it clean ➤ Ask for permission to come and go 	<ul style="list-style-type: none"> ➤ Upon departure, leave your area neat and clean ➤ Be prompt ➤ Report misuse of property ➤ Honor "Technology Contract" 	<ul style="list-style-type: none"> ➤ Report safety issues ➤ Use facilities properly 	<ul style="list-style-type: none"> ➤ Know when and where you need to be ➤ Do the right thing when no one is looking ➤ Report safety issues 	<ul style="list-style-type: none"> ➤ Be punctual ➤ Report safety issues

Your choices yield consequences or rewards.

Rewards can be

issued from:

- **Wildcat Den**
- **Classroom**
- **Adults in building**



2022-2023 Sample Paw Points Menu

2	Lunch Recess
3	Ask AP to Announce a Birthday at Lunch
4	Request a Clean Song from AP at Lunch When Music is Played
5	\$ Extra Library Visit Pass the Last 10 min. of Lunch
5	\$ One-Day Phone Use at Lunch Ticket
10	\$ Ticket to Wear Sunglasses or a Hat for a Day
10	\$ Free Cookie Lunch Ticket
10	\$ One-Time Classroom Restroom Pass
10	\$ Lunch with a Friend in a Teacher's Classroom Ticket
12	\$ Ticket to go to the Library during the Entire Advisory on a TCB day
15	\$ Free Candy Ticket on "Candy Sale Fridays"
15	\$ Free Entrance Ticket to an Aragon Home Game
20	\$ FAST Pass at Lunch for a Month (first in line)
20	\$ Remove 1 Tardy Ticket
20	\$ Free Ice Cream Lunch Ticket
20	\$ Lunch with 2 Friends in a Teacher's Classroom Ticket
25	\$ Ticket to Dress up as WildCat Mascot at an Aragon Home Game/Event
25	\$ Ticket for Basketball/Football Time with a Friend during Advisory
30	\$ Ticket to Duct Tape Counselor/Teacher to the Wall at the End of the Semester
40	\$ Pie/Slime One of Your Teachers or AP at the End of the Semester
50	\$ Ticket to be the AP during a day

If you have other ideas for our 7th grade menu, see an AAS in Room 256 by the elevator or your AP/Counselor

Safety is #1

Security cameras

Trained dogs

Metal detectors



- Report incidents of misbehavior to Teacher or Assistant Principal
- Crime Stoppers - 713-222-TIPS
- Cy-Fair School Tipline
 - Text a tip to 88588
 - Keyword Cf051
 - Use a home or any school computer
 - Aragon website

Emergency Call Buttons

Emergency Phone FAQ

What Are They?

Cypress-Fairbanks ISD has provided these blue light tower phones for your safety.

When you need help, look for the blinking strobe on top to help you find a nearby tower. Push help to start the call and a police officer will answer your call immediately.

The tower strobe light will flash frequently while calls are in progress, helping emergency responders locate you from a distance.



When Should They Be Used?

Push "HELP" for emergency situations:




Danger



Fire



Life-Threatening Situations





Fire Alarms

- **Cover sets off local alarm**
- **Pulling the actual red handle will trigger our building alarm**
- **A false report is a very serious situation and consequences will issued.**



**Checkpoint
(thumbs up/
thumbs
down)**

- Is pulling a fire alarm when there is no fire a big deal ?
- Using school Tipline is an anonymous way of reporting serious behaviors?



Crisis Drill Expectations

- Remain Quiet
- Listen to announcements
- Listen to teacher
- Stay with class group
- Walk single file in and out of building
- Everyone's life depends on cooperation



What should you do if you see an **unidentified person** trying to enter the building?

**Other
Aragon
Expectations**

Cell phone usage.....

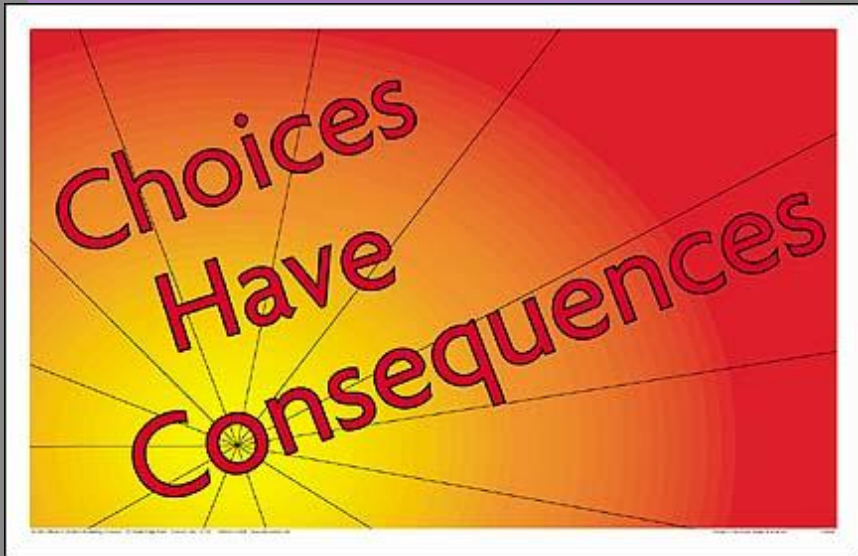


Cell phone/ earbuds/Airpods expectations



- Cell phones are **ONLY** permitted in the hallway during the passing period.
- Cell phones must be turned off and put away in your backpack when you enter the classroom.
- Earbud/Airpods are never allowed at Aragon. You risk having earbuds/airpods confiscated if you have them in your ears.
- No phone usage in the cafeteria without permission.
- Will be confiscated, will be charged \$15, parent must pick up.

Money will go into student activity fund.



Consequences of refusing to turn in your phone could include...

- DMC
- Banned from bringing phone to school

Bus Misbehavior



- Cumulative, from the beginning of the year to the end
 - 1st – Warning and/or disciplinary action, parent phone call
 - 2nd – Up to 3 day removal and/or action
 - 3rd – 5 day removal and/or action
 - 4th and up – 5 days up to the rest of the year



Social Media

- Do not post anything inappropriate on Social Media-ever
- Nothing is private on Social Media
- It follows you forever
- Things you post on social media off campus can still affect you on campus
- Do not record and/or post fights on social media. You will lose all phone privileges at Aragon.

NO

- Skateboards
- Permanent markers
- Food or drinks in the hallway
- Water bottles unless they are clear with a **clear liquid**

Other Important Information





BACKPACK REMINDER



- If using a backpack, it must be clear
- You may also have two 6"X9" bags
- Athletic bags, as well as music instruments, will be permitted in building but must be stored in respective areas during the instructional day.
- If you bring a non-clear backpack to school, it will be confiscated and stored in the AP office.

Checkpoint

- You may carry as many clear bags as necessary?
- Clear bags with BIG company logos are allowed?
- Clear bags make good fashion sense?



Student Expectations for wearing badges

- Badges must be worn on a lanyard around your neck at all times.
- Badges cannot be defaced, damaged or destroyed-they are school property
- Your badge is required for breakfast, lunch, bus transportation, etc.





What if I forget my badge?

I FORGOT



- Temporary badges are available for purchase
 - Before 1st period in the Wildcat Den
 - During lunch in the Wildcat Den
- You must get our temporary badge as soon as you arrive to campus. The cost is \$1.00. Badge fees must be paid via SchoolCash Online.
- Temporary badge must not be removed. You will not be allowed on the bus if your badge is broken.
- You must request a replacement badge after three consecutive days of temporary badges
- You must get your temporary badge before 8th period. You will not be given a temporary badge on your way to the bus.



What if I lose or damage my badge?

- You will need to purchase another badge:
 - Badge= \$3.00
 - Lanyard=\$1.00
 - Plastic sleeve=\$1.00
 - Badge, lanyard, and plastic sleeve=\$5.00
- You will also need to buy a temporary badge for the day
- Request your temporary badge and replacement badge in the Wildcat Den before 1st period or during lunch.
- No badges will be sold in the AP office.
- All badge fees must be paid via SchoolCash Online.



There are Five different levels of offenses in the Code of Conduct

**STUDENT
CODE OF
CONDUCT**

Your choices yield rewards or consequences



**Considerations
in Discipline
When you have
to visit the AP
office**

- Effect on school environment
- Seriousness
- Your attitude
- Previous discipline record
- Intent or lack of intent
- District Code of Conduct requirements
- State law requirements

STRIVE FOR
progress,
NOT
perfection.



Level I Violations

- Tardy
- Eating/drinking in an undesignated area
- Failure to return written communication
- Not bringing materials
- Possessing nuisance items
- Refusing class rules
- Sleeping in class
- Running, making excessive noise
- Talking out
- Interrupting orderly process of the classroom

Possible Level I Consequences

- Restorative Consequences
- Classroom intervention
- Lunch detention
- After School Detention Hall
- Confiscation of items
- Parent contact
- Others



Level II Violations

Level II Violations

- Repeated Level I
- Altering school records/
signing another person's
name
- Cheating or copying work,
plagiarism
- Defacing or refusing to
wear ID badge
- Skipping class
- Public display of affection
- Physical contact (unwanted)
- Leaving or returning
without permission
- Throwing objects (no injury)
- Truancy
- Verbal and physical taunting
others
- Dress code violations
- Electronics Device
violations
- Interfering with orderly
process of class or school
- Lunch/ restroom misconduct
- Selling or purchasing
merchandise
- Failure to comply with
discipline
- Refusing to comply
- unauthorized alteration or
deletion of digital files

Level II Consequences

Restorative Actions/Consequences to include:

- Campus/ community service
- After school detention
- Exclusion from activities
- Grade penalty
- DMC
- Loss of privilege
- Confiscation
- Check in/ check out
- Others

Student Guidelines/Restrictions

Student Dress Code Guidelines/ Restrictions

- **General** – clothes may not be tight, loose, sagging, cut, torn, baggy, revealing, spaghetti-strap, backless, low cut or short.
 - No heavy chains/no tattoos
 - No holes in jeans above knee
- **Pants** – must be fitted at the hips and must not reveal underclothing
- **Shorts and Skirts** – must be fitted at the hips, must not reveal underclothing, and must be mid-thigh in length or longer

Dress Code continued




- **Tops, Shirts, and Blouses** – must not reveal underclothing, midsection, torso, back, chest, breasts or cleavage. Tank tops must be 3 adult fingers wide.
- Shirts with inappropriate slogans, pictures or advertisements are **NOT** allowed.
- No shirts may be worn that have any of the following: tobacco ad or reference, drugs, alcohol picture or advertisement or slogan, lewd, inappropriate or suggestive gestures, promoting violent or gang behavior etc...

If there is **ANY** doubt, don't wear it.

Appropriate length for skirts and shorts





No “muscle shirts”.

Boxer shorts should NEVER be showing on outside of pants.

Again, absolutely NO baggy pants!

Pajamas are NOT allowed.



Slippers and house-shoes are NOT allowed.



Leggings, Tights & Biker Shorts



Leggings and biker shorts are permitted, only if the shirt completely covers the buttocks area and sits at the same length in the front. Leggings must be solid fabric and not reveal any skin



- Tights are different than leggings in that they are not as thick as leggings, and they are more sheer. Tights are only permitted under a skirt that is the appropriate length (longer than mid-thigh).

Tights



**Hoods and
head
coverings are
never
allowed at
Aragon.**

If you have to be asked to remove your hood, the hoodie can be taken up and turned in to the AP office.

- Durags and bandanas are never to worn



Dress Code Offenses



- **Warning/change**
- **If violation can not be corrected, DMC for the rest of the day**
- **Persistent misbehavior will result in additional consequences**

Dress Code Consequences

- **1-2 Infractions** – Conference and possible consequences (DMC if violation can not be fixed)
- **3-4 Infractions** – Detention
- **5+ Infractions** - DMC

Checkpoint (thumbs up or down)

- When it comes to minor misbehaviors, teachers try to correct behaviors before it results in an office referral?
- Repeated minor behavior becomes a more serious issue?



Level III Violations

Level III Violations

- Repeated Level I and Level II violations
- Fighting
- Disorderly behavior
- Assault
- Bringing a device that appears to be a firearm, knife, club, or weapon
- Disrespect to school personnel or visitors (teacher, secretary, cafeteria worker, substitute, parent, etc.)
- Failure to report
- Black Mail
- Dating Violence
- False Tipline Information

Fighting

Fighting



▪ Defined as:

A physical conflict between two or more students.

A fight occurs when the student strikes back and actively engages in the altercation.

Fighting

Fighting



*** A summons may be issued for your parents to appear in court.**

- Fighting in the cafeteria will result in a minimum two week removal from the cafeteria
- Fighting may also result in a Saturday community service placement at Aragon

Self Defense

- Every effort to avoid use of force
- Remove self from situation
- Not in response to verbal threats
- Used to protect in the event of potential bodily injury

Level III Violations

- Giving *false* information during an investigation; withholding information
- Physical contact resulting in injury
- Failure to *immediately* report a harmful situation or object
- Participation or membership in an illegal organization such as a click, gang, cult, or any criminal group.

Level III Violations

- Interfering with programs/ operations, school authorities, or instruction through unauthorized activities.
- Misusing over the counter medications
- Possessing objects or substances that could *cause harm* to others (laser pens, pocket knife, any type of blade, handheld instrument designed to stab, stink bomb, firecracker, razors, chains, air guns/ gel blasters, ammunition, knuckles, pepper spray, stun gun, etc.)

Level III Violations

- Possession of obscene/ pornographic material
- Possession of drug paraphernalia
- Possession, use or distribution of any substance *represented* to be a drug or alcohol



Possession

- Care, custody, control or management of an object
- On person
- In your property/vehicle
- In your desk or locker

Level III Violations

- Stealing, burglary, extortion, gambling, theft, or possession of stolen property
- Using or making profane, obscene, indecent language or gestures
- Using or making racially/ethnically offensive remarks or gestures



Level III Violations

- Any acts that are harmful to health and safety, inhibit rights, or are detrimental to the school such as
 - Harassment-physical, verbal, written, digital and sexual
 - Bullying/ Cyberbullying
 - Release or threat to release intimate visual material
 - creating or possessing a hit list
- Violating tobacco/smoking policy (including but not limited to Vapes, E-Cig, cartridges, matches, lighters, etc.)
- Misuse of district technology
- Any other act that causes serious disruption of school

Level III Violations

- Forgery
- Gambling
- Hazing
- Threat to a district student, employee or volunteer
- Using any recording device that invades the privacy of others without consent
- Vandalism or defacing district or personal property (including intentional damage to district devices)

Harassment can be.....

1. Threatening to Cause Harm
2. Engaging in Sexually Intimidating Conduct
3. Causing Damage to Property
4. Causing Physical Confinement
5. Causing Emotional Harm

Bullying

1. Creates power imbalance

And

2. Disrupts school or someone's
education



Bullying

- **Bullying CAN BE:**
- Written, verbal, electronic, physical
- At any school related activity
- Harms, damages property, creates fear
- Is severe, persistent, pervasive, threatening or intimidation



Cyberbullying is Bullying

- Law applies to bullying on campus or delivered to campus
- In a private car to and from school
- At any school related activity
- Off school property if the school is disrupted or it interferes with any student's education.



Checkpoint (thumbs up or down)

- Level 3 offenses require immediate action?
- Cyberbullying (on social media) is a form of bullying?



Level III Consequences

- Restorative Consequences
- Restitution/restoration
- Exclusion from extracurricular activities
- Community/school service
- Possible Suspension
- Discipline Management Class (DMC)
- Involvement of Law Enforcement/citation
- Removal to a DAEP (Disciplinary Alternative Education Placement)



Gang Related Offenses

Gang Related Offenses

Gang Related Activity Strictly Prohibited.
This includes...

- any type of gang sign
- gang colors
- bandannas
- gang related graffiti, drawings, or tagging
- slang or terminology
- social media posting of gang related activity

Level IV (Mandatory Alternative Education Program)

Level IV (Mandatory Alternative Education Program)

- Felony Offenses (Terroristic Threat/False Alarm, aggravated robbery, Title 5 felony, registered sex offender)
- Assault
- Marijuana or other controlled substance
- Dangerous drug (Xanax, Adderal, Ritalyn, etc.)
- Alcohol, glue or paint or volatile chemicals)
- Public lewdness/Indecent exposure
- Retaliation against a school employee

Level V (Mandatory JJAEP)

- Firearms, weapons, destructive devices, illegal knives, clubs, etc..
- Aggravated assault, sexual assault, aggravated sexual assault, arson, murder, capital murder, indecency with a child, aggravated kidnapping, robbery, manslaughter, criminally negligent homicide



Level V (Mandatory JJAEP)

- Charges of a felony for selling, giving, delivering, possessing marijuana, alcoholic beverages, dangerous drugs (Adderal, Ritalyn, Xanax, etc.)
- The law dictates school placement



Writing on Bathroom Stalls

- Writing on bathroom stalls can be a felony offense!



Scenario

- A student has been messing with you in the hallway. You continued to mess with the student back. This goes on for a couple of weeks and finally you both exchange profanity. At the end of the day the person who started the it, hit and shoved you repeatedly. You pushed back and hit the student once.

- Did you use self defense?
- Why or why not?

THINKING...



Answer:



- No, must use every effort to avoid force and refrain from verbally or physically engaging in the altercation.

Scenario




- Your friend Jeffery sees you in the hallway and asks you to hold “his” iPhone for him. You are surprised because you remembered he owned a Samsung Galaxy. You agree and decide to put it in your backpack. Based on information he received, your assistant principal calls you in and asks to see what is in your backpack. You open it up and the AP discovers the phone.
 - Are you in trouble? Why or why not?
 - Were you in possession (Code of Conduct)?
 - Could you possibly face legal action?

Answer:

- NEVER, EVER, ACCEPT PROPERTY THAT IS NOT YOURS FROM ANYONE, YOU DON'T KNOW IF IT IS LEGIT!

Any Questions?




Give it back

... please? 



Keep Our School Safe - Speak Up!



Download Our New App

P3 TIPS



OR

Submit a Tip Online

Just look for this button on our school website:







ARAGON MIDDLE SCHOOL

Thank
You!

Have a Great Year!



**Sign in
Sheet
Exit Ticket**

- Sign and date the Code of Conduct Agreement Exit Ticket (paper copy)